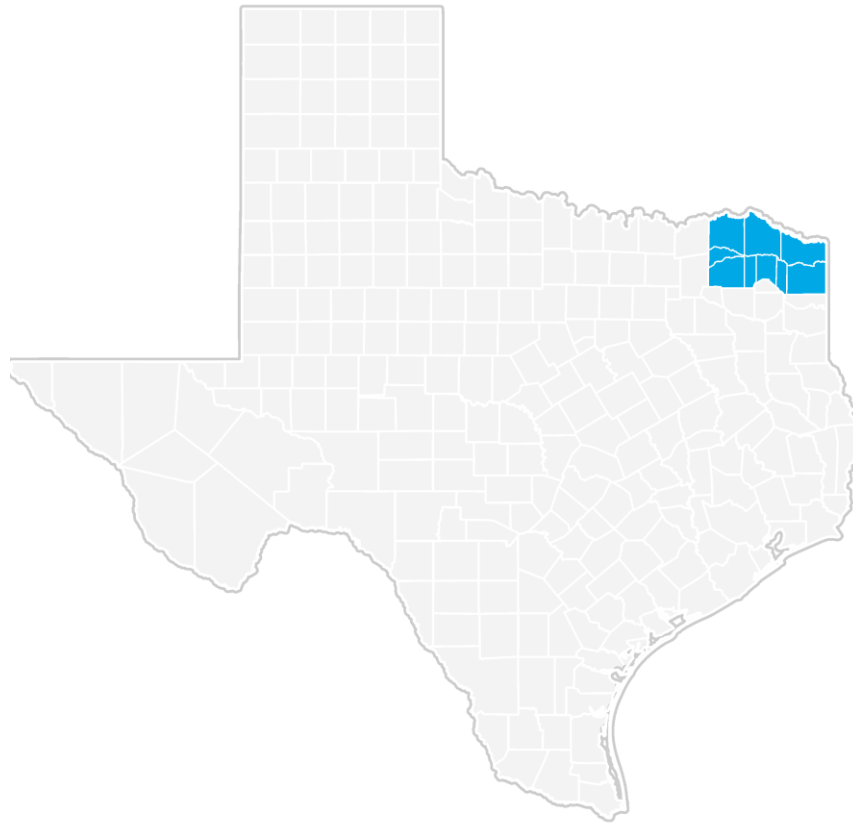


# Occupation Report for Automotive Body and Related Repairers Workforce Solutions Northeast Texas



JOBS eQ

January 22, 2020

DEFINITION OF AUTOMOTIVE BODY AND RELATED REPAIRERS, SOC 49-3021.....	3
OCCUPATION SNAPSHOT .....	4
GEOGRAPHIC DISTRIBUTION .....	5
EMPLOYMENT BY INDUSTRY.....	7
WAGES.....	8
EDUCATION PROFILE .....	9
AWARDS .....	10
APPRENTICESHIPS .....	11
REGION DEFINITION .....	12
FAQ.....	13

# Definition of Automotive Body and Related Repairers, SOC 49-3021

Repair and refinish automotive vehicle bodies and straighten vehicle frames. Excludes "Painters, Transportation Equipment" (51-9122) and "Automotive Glass Installers and Repairers" (49-3022).

# Occupation Snapshot

As of 2019Q3, total employment for Automotive Body and Related Repairers in the Workforce Solutions Northeast Texas was 188. Over the past three years, this occupation shed 9 jobs in the region and is expected to decrease by 3 jobs over the next seven years, or at an annual average rate of -0.3%.

**Automotive Body and Related Repairers in Workforce Solutions Northeast Texas, 2019q3<sup>1</sup>**

Empl	Avg Ann Wages <sup>2</sup>	Current		Unempl Rate	Online Job Ads <sup>3</sup>	3-Year History		7-Year Forecast			Empl Growth	Ann % Growth
		LQ	Unempl			Empl Change	Ann %	Total Demand	Exits	Transfers		
188	\$44,400	1.53	5	2.9%	4	-9	-1.5%	120	45	78	-3	-0.3%

Source: JobsEQ®

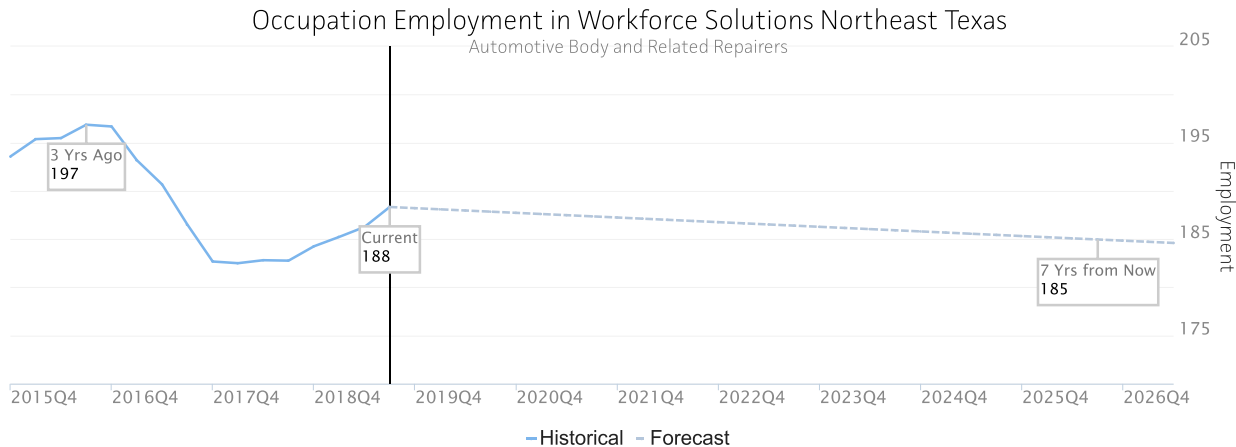
Data as of 2019Q3 unless noted otherwise

Note: Figures may not sum due to rounding.

1. Data based on a four-quarter moving average unless noted otherwise.

2. Wage data are as of 2018 and represent the average for all Covered Employment

3. Data represent found online ads active within the last thirty days in the selected region; data represents a sampling rather than the complete universe of postings. Ads lacking zip code information but designating a place (city, town, etc.) may be assigned to the zip code with greatest employment in that place for queries in this analytic. Due to alternative county-assignment algorithms, ad counts in this analytic may not match that shown in RTI (nor in the popup window ad list).



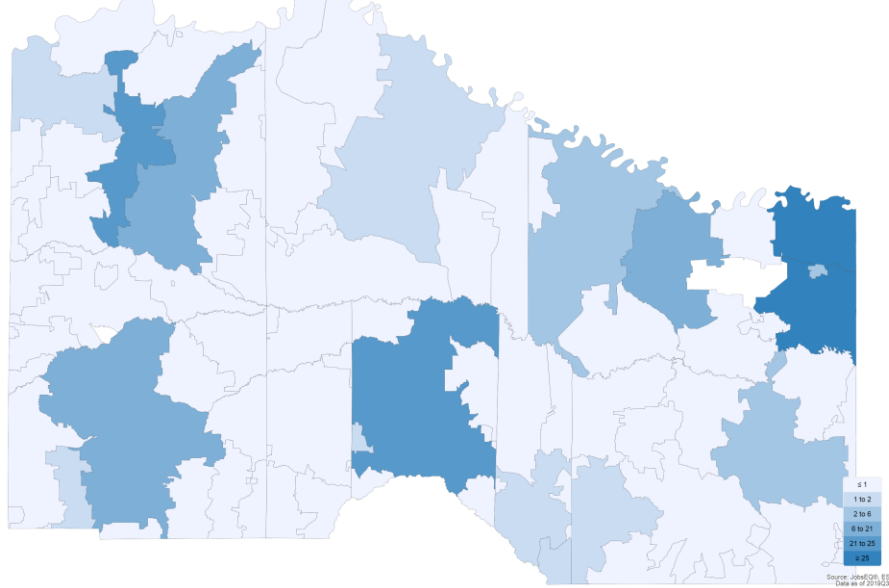
Source: JobsEQ®, Data as of 2019Q3. The shaded areas represent national recessions.

Occupation employment data are estimated via industry employment data and the industry/occupation mix. Industry employment data are derived from the Quarterly Census of Employment and Wages, provided by the Bureau of Labor Statistics and currently updated through 2019Q1, imputed where necessary with preliminary estimates updated to 2019Q3. Wages by occupation are as of 2018 provided by the BLS and imputed where necessary. Forecast employment growth uses national projections from the Bureau of Labor Statistics adapted for regional growth patterns. Occupation unemployment figures are imputed by Chmura.

# Geographic Distribution

The below maps illustrate the ZCTA-level distribution of employed Automotive Body and Related Repairers in the Workforce Solutions Northeast Texas. Employment is shown by place of work and by residence.

Occupation Concentration by Place of Work for Automotive Body and Related Repairers



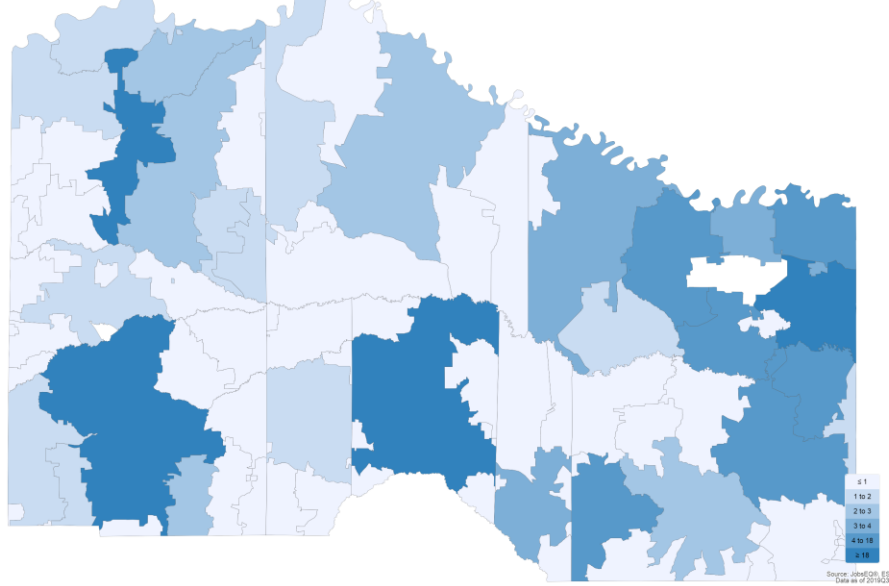
**Top ZCTAs by Place of Work for Automotive Body and Related Repairers, 2019Q3**

Region	Employment
ZCTA 75501	53
ZCTA 75503	26
ZCTA 75460	22
ZCTA 75455 (Titus County, TX portion)	21
ZCTA 75482	18
ZCTA 75462	12
ZCTA 75570	7
ZCTA 75569	5
ZCTA 75551	4
ZCTA 75559	3

Source: JobsEQ®

Occupation employment data are estimated via industry employment data and the industry/occupation mix. Industry employment data are derived from the Quarterly Census of Employment and Wages, provided by the Bureau of Labor Statistics and currently updated through 2019Q1, imputed where necessary with preliminary estimates updated to 2019Q3. Occupation by residence data are derived from the same in addition to commuting pattern data.

Occupation Concentration by Place of Residence for Automotive Body and Related Repairers



**Top ZCTAs by Place of Residence for Automotive Body and Related Repairers, 2019Q3**

Region	Employment
ZCTA 75501	33
ZCTA 75460	22
ZCTA 75455 (Titus County, TX portion)	21
ZCTA 75482	18
ZCTA 75570	8
ZCTA 75503	5
ZCTA 75551	5
ZCTA 75567	5
ZCTA 75572	4
ZCTA 75656 (Cass County, TX portion)	4

Source: JobsEQ®

Occupation employment data are estimated via industry employment data and the industry/occupation mix. Industry employment data are derived from the Quarterly Census of Employment and Wages, provided by the Bureau of Labor Statistics and currently updated through 2019Q1, imputed where necessary with preliminary estimates updated to 2019Q3. Occupation by residence data are derived from the same in addition to commuting pattern data.

# Employment by Industry

The following table illustrates the industries in the Workforce Solutions Northeast Texas which most employ Automotive Body and Related Repairers. The single industry most employing this occupation in the region is Automotive Repair and Maintenance, NAICS 8111. This industry employs 138 Automotive Body and Related Repairers—employment which is expected to decrease by 4 jobs over the next ten years; furthermore, 129 additional new workers in this occupation will be needed for this industry due to separation demand, that is, to replace workers in this occupation and industry that retire or move into a different occupation.

**Top Industry Distribution for Automotive Body and Related Repairers (49-3021) in Workforce Solutions Northeast Texas**

NAICS Code	Industry Title	Current			10-Year Demand		
		% of Occ Empl	Empl	Exits	Transfers	Empl Growth	Total Demand
8111	Automotive Repair and Maintenance	73.2%	138	47	81	-4	124
4411	Automobile Dealers	15.4%	29	10	18	1	29
4231	Motor Vehicle and Motor Vehicle Parts and Supplies Merchant Wholesalers	5.2%	10	3	6	-1	8
3362	Motor Vehicle Body and Trailer Manufacturing	3.0%	6	2	3	0	5
4413	Automotive Parts, Accessories, and Tire Stores	1.1%	2	1	1	0	1
	All Others	2.2%	4	1	2	0	4

Source: JobsEQ®

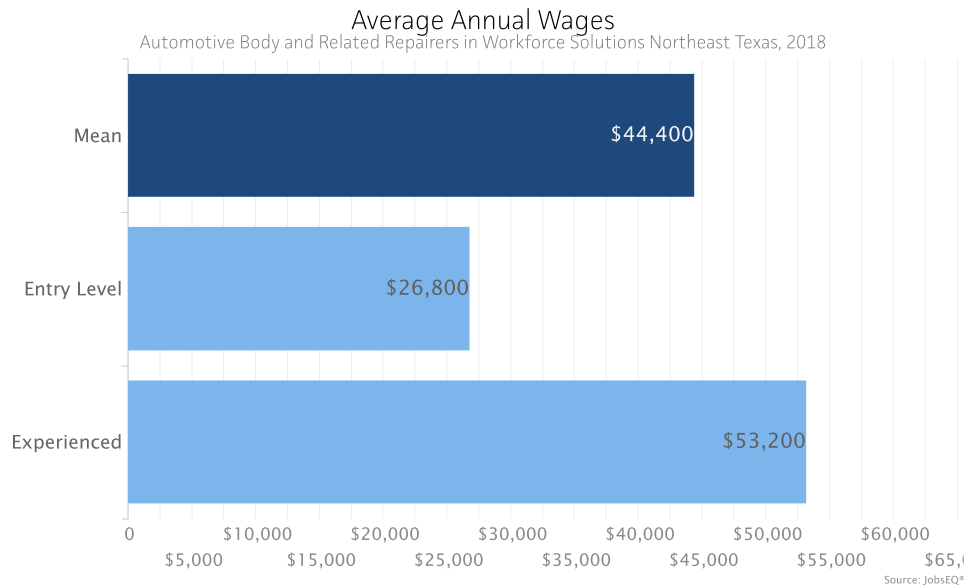
Data as of 2019Q3 except wages which are as of 2018. Note that occupation-by-industry wages represent adjusted national data and may not be consistent with regional, all-industry occupation wages shown elsewhere in JobsEQ.

Note: Figures may not sum due to rounding.

Occupation employment data are estimated via industry employment data and the industry/occupation mix. Industry employment data are derived from the Quarterly Census of Employment and Wages, provided by the Bureau of Labor Statistics and currently updated through 2019Q1, imputed where necessary with preliminary estimates updated to 2019Q3. Forecast employment growth uses national projections from the Bureau of Labor Statistics adapted for regional growth patterns.

# Wages

The average (mean) annual wage for Automotive Body and Related Repairers was \$44,400 in the Workforce Solutions Northeast Texas as of 2018. For the same year, average entry level wages were approximately \$26,800 compared to an average of \$53,200 for experienced workers.



Occupation wages (mean, median, and percentiles) are as of 2018 provided by the BLS, modified and imputed by Chmura where necessary. Entry-level and experienced wages are derived from these source data, computed by Chmura.



# Education Profile

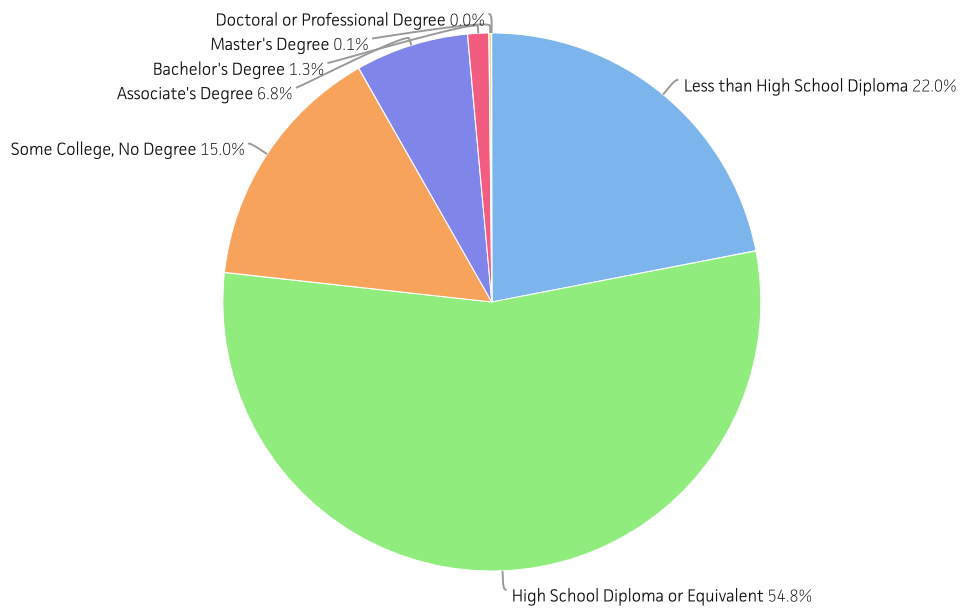
Typical education and training requirements for Automotive Body and Related Repairers are described below.

## Education and Training Requirements

Typical Entry-Level Education:	High school diploma or equivalent
Previous Work Experience:	None
Typical On-the-Job Training:	Long-term on-the-job training

Source: JobsEQ®

## Educational Attainment Profile



Source: JobsEQ®

Education and training requirements are from the Bureau of Labor Statistics (BLS); educational attainment mix are regional data modeled by Chmura using Census educational attainment data projected to 2019Q3 along with source data from the BLS.

# Awards

The table below is a list of postsecondary program awards that were granted by postsecondary institutions located in the Workforce Solutions Northeast Texas in the 2018 academic year. These programs have been identified as providing training for Automotive Body and Related Repairers (for further details, see the source note).

Title/School	Annual Awards - Workforce Solutions Northeast Texas		
	Certificates and 2yr Degrees	4yr Degrees	Postgraduate Degrees
<b>47.0603 Autobody/Collision and Repair Technology/Technician</b>			
Northeast Texas Community College	7	0	0
Texarkana College	19	0	0
<b>Total</b>			
<b>Total</b>	<b>26</b>	<b>0</b>	<b>0</b>

Source: JobsEQ®

Data as of the 2018 academic year

Awards data are per the National Center for Education Statistics (NCES) and JobsEQ for the 2018 academic year. Any programs shown here have been identified as being linked with the occupation being analyzed. Other existing programs may also provide training in the region for this occupation but have not been so identified by the program-occupation crosswalk (see the FAQ section at the end of this report for more details). Furthermore, any programs shown here reflect only data reported to the NCES; reporting is required of all schools participating in any federal finance assistance program authorized by Title IV of the Higher Education Act of 1965, as amended—other training providers in the region that do not report data to the NCES are not reflected in the above.

# Apprenticeships

The apprenticeable specialties associated with this occupation are:

Rapids Code	Rapids Title
0024	Automobile-Body Repairer
0446	Service Mechanic (Automobile Manufacturing)
0598	Truck-Body Builder

Source: [JobsEQ®](#)

Apprenticeable occupations are identified through the Department of Labor's Registered Apprenticeship program.

# Region Definition

**Workforce Solutions Northeast Texas is defined as the following counties:**

Bowie County, Texas

---

Cass County, Texas

---

Delta County, Texas

---

Franklin County, Texas

---

Hopkins County, Texas

---

Lamar County, Texas

---

Morris County, Texas

---

Red River County, Texas

---

Titus County, Texas

---

# FAQ

## What is SOC?

The Standard Occupational Classification system (SOC) is used to classify workers into occupational categories. All workers are classified into one of over 840 occupations according to their occupational definition. To facilitate classification, occupations are combined to form 23 major groups, 97 minor groups, and 461 occupation groups. Each occupation group includes detailed occupations requiring similar job duties, skills, education, or experience.

## What is a location quotient?

A location quotient (LQ) is a measurement of concentration in comparison to the nation. An LQ of 1.00 indicates a region has the same concentration of an occupation (or industry) as the nation. An LQ of 2.00 would mean the region has twice the expected employment compared to the nation and an LQ of 0.50 would mean the region has half the expected employment in comparison to the nation.

## What is training concentration?

The training concentration analysis compares local postsecondary training output compared to the national norm. Let's consider registered nurses as an example. If in the nation, one RN award is granted for every ten RNs employed, that 1:10 ratio is the national norm. If in your region your schools also grant one RN award for every ten RNs employed, then your region will be right at the national norm, or we say at 100% of the national norm which is termed a 100% training concentration. If your region grants two RN awards for every ten employed, your region would be at twice the national norm or have a 200% training concentration. Similarly, if your region grants one RN award for every twenty employed, your region would be at half the national norm or have a 50% training concentration.

## What is the program-to-occupation crosswalk?

Training programs are classified according to the Classification of Instructional Programs (CIP codes). For relating training programs, this report uses a modified version of the CIP to SOC crosswalk from the National Center for Education Statistics (NCES). While this is a very helpful crosswalk for estimating occupation production from training program awards data, the crosswalk is neither perfect nor comprehensive. Indeed, it is hard to imagine such a crosswalk being perfect since many training program graduates for one reason or another do not end up employed in occupations that are most related to the training program from which they graduated. Therefore, the education program analyses should be considered in this light.

As an example of the many scenarios that may unfold, consider a journalism degree that crosswalks into three occupations: editors, writers, and postsecondary communications teachers. Graduates with a journalism degree may get a job in one of these occupations—and that may be the most-likely scenario—but a good number of these graduates may get a job in a different occupation altogether (the job may be somewhat related, such as a reporter, or the job may be totally unrelated, such as a real estate agent). Furthermore, a graduate may stay in school or go back to school for a degree that will lead to other occupation possibilities. Still another possibility includes the graduate not entering the labor market (maybe being unemployed, being a non-participant, or moving to another region).

## What is separation demand?

Separation demand is the number of jobs required due to separations—labor force exits (including retirements) and turnover resulting from workers moving from one occupation into another. Note that separation demand does not include all turnover—it does not include when workers stay in the same occupation but switch employers. The total projected demand for an occupation is the sum of the separation demand and the growth demand (which is the increase or decrease of jobs in an occupation expected due to expansion or contraction of the overall number of jobs in that occupation).

## What is NAICS?

The North American Industry Classification System (NAICS) is used to classify business establishments according to the type of economic activity. The NAICS Code comprises six levels, from the “all industry” level to the 6-digit level. The first two digits define the top level category, known as the “sector,” which is the level examined in this report.

## About This Report

This report and all data herein were produced by JobsEQ®, a product of Chmura Economics & Analytics. The information contained herein was obtained from sources we believe to be reliable. However, we cannot guarantee its accuracy and completeness.